

Research Collection

Steel Laboratory Furniture



KEWAUNEE®

encouraging new discovery...*Worldwide*

Kewaunee Steel Cabinet Construction

Kewaunee's fully-welded, heavy-gauge, steel cabinets are designed to SEFA 8 performance standards and built to rigorous benchmarks. The Kewaunee classic "unit" design allows doors

and drawers to be reconfigured in place. The configurable design provides a rich offering of hardware and aesthetic options.

DRAWER OPTIONS



Standard Drawers feature one-piece drawer body construction with full-extension, side mounted, soft-close, slides. (model F-8400-00)




Optional Concealed Slide Drawers feature integral concealed, full-extension, soft-close slides



Additional Cabinet Features

- Four sided, flush front, frame construction
- Solid finished back with optional removable back
- Full-depth adjustable shelf
- Leveling bolts accessible through cabinet top

PULL STYLE OPTIONS



Pull 9 (flush pull) shown on cabinet


DOOR CATCH



Positive Catch

Catch furnished with 5-knuckle hinges only

DOOR HINGE OPTIONS



Kewaunee Steel Cabinet Styles



shown with five knuckle hinge and rounded aluminum pull style 1

Inset - Square Edge

Doors and drawer heads are flush with face of cabinet. Available with Positive Catch and a wide selection of pulls.



shown with five knuckle hinge and chrome plated wire pull style 6

Overlay - Square Edge

Doors and drawer heads overlay face of cabinet. Available with 5-knuckle, semi-concealed or concealed hinges and a wide selection of pulls.



shown with maple veneer door and drawer head, five knuckle hinge and square aluminum pull style 8

Overlay - Wood on Steel

Oak or maple veneer doors and drawer heads overlay face of cabinet. Available with 5-knuckle, semi-concealed or concealed hinges and a wide selection of pulls. (Flush Pull 9 not available on wood)



shown with concealed hinge and beveled label holder pull style 7

Overlay - Bevel Edge

Doors and drawer heads, with beveled top edge, overlay face of cabinet. Available with 5-knuckle, semi-concealed or concealed hinges and a wide selection of pulls.

Kewaunee Scientific Corporation is dedicated to manufacturing high quality products for the laboratory marketplace. We offer **Total Laboratory Solutions, Innovative Designs, and Technological Expertise** with a worldwide distribution network to provide laboratories that are truly World Class.

Laboratory Products from Kewaunee®:

- ALPHA® – Adaptable Casework System
- ALPHA Columns – Expandable Workstations
- ALPHA Overhead Carrier Systems
- BasikBench® – Welded C-Leg Bench
- DetectAir – Filtered/Ductless Fume Hoods
- EarthLine® – Environmentally Friendly Casework
- Enterprise® – Moveable Workstations
- Evolution® – Column Based Workstations
- Interceptor® – Biological Safety Cabinet
- Interceptor® – Laminar Flow Cabinet
- Kemresin® – Epoxy Resin Counters & Sinks
- Kewaunee Matrix® – Educational Stations
- Research Collection® – Steel Casework
- Signature® Series – Wood Casework
- Spektrum – Laminate Architectural Millwork
- Sturdilite® – Flexible Pedestal System
- Supreme Air® – Fume Hoods


For our complete product offering, specifications, catalogs, brochures, case studies, and dealer list, go to www.kewaunee.com, or contact your local sales representative directly.



Kewaunee, Alpha, Basic Bench, EarthLine, Enterprise, Evolution, Interceptor, Kemresin, Kewaunee Matrix, Research Collection, Signature, Sturdilite, and Supreme Air are registered trademarks of Kewaunee Scientific Corporation



P.O. Box 1842 • Statesville, NC 28687-1842
Phone: (704) 873-7202 • Fax: (704) 873-5160
E-mail: kscmarketing@kewaunee.com
Web Site: www.kewaunee.com



Kewaunee Labway India Pvt. Ltd.
No. CA-9A, 2nd Floor, Jigani Link Road
Jigani, Bangalore 562 106, India
Phone: 9180-27826725 • Fax: 9180-27826724
Web Site: www.kewaunee.in

Kewaunee Labway Asia Pte. Ltd.
194 Pandan Loop, #06-22
Pantech Business Hub, Singapore 128 383
Phone: 65-6773-0288 • Fax: 65-6773-2322

Kewaunee Scientific (Suzhou) Co Ltd
333 Xingpu Road, Modern Industrial Square
Building 4, Unit #2-A • Suzhou Industrial Park • China
Phone: (0512) 6262 5090 • Fax: (0512) 6262 5089
Web Site: china.kewaunee.com